

❀ Features of Higo Morning Glories ❀

What's different from other morning glories?

A big white center (funnel) and glossy petals

They grow to 10-15 cm in diameter.

They have 6-10 connected pleated petals.

Their large center (funnel) is pure white.

❀ Colors of Higo Morning Glories ❀

They come in many colors with striped and splashed patterns.



❀ How many subtypes are there?

There are 30 different varieties.

❀ History of the Higo Morning Glory ❀

Morning glories came from abroad as a medicinal plant in the 8th century. Hosokawa Lords encouraged samurai and volunteers in the Kumamoto Domain to grow morning glories, and the Higo Morning Glory eventually became a symbolic flower Kumamoto prides itself on.

1899 Higo Morning Glory Preservation Society "Ryoka-Kai" is formed with 48 members.

1940 The society expands to 180 members.

Records about the society's activities stopped during WWII.

1945 Air Raids in Kumamoto

1953 The Great Flood in Kumamoto

⇒ Higo Morning Glory was thought to be extinct.

Ms. Sueko Tokunaga alone kept the seeds and continued cultivating, keeping the Higo Morning Glory alive.

1961 **"Ryoka-Kai" was re-formed.**

1999 A ceremony was held to commemorate the 100th anniversary of the Higo Morning Glory.

2013 Featured in an exhibition at Kumamoto Castle attended by the Emperor and Empress.

Higo Morning Glory

They bloom from July to September



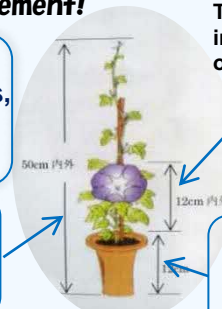
❀ Growing Morning Glories in a Small Pot ❀

A Unique Arrangement!

The Entire Figure— Flowers, Vines, Leaves— is Elegant!

Vine Length

Should be 3 times longer than the pot (about 50cm).



They are carefully grown individually in pots to bloom on their exhibition day.

The First Flower should be as tall as the pot at its highest point, (about 12cm).

The glazed pots have a diameter and height of 12 cm and are custom-made by a pottery in Kumamoto.

❀ Manner of Appreciation ❀

View while sitting upright on a Japanese tatami mat.

❀ 2023 Higo Morning Glory Exhibitions ❀

What a wonderful feast of flowers!!

These flowers are most beautiful in the morning around 10AM



In Suizenji Jojuen Garden 9AM - 12PM

Sun, July 2 (the 1st Sunday of July each year) and

Fri, Sept. 1 – Sun, Sept. 3 at Kokin-Denju-no-Ma

Mon, July 3 – Wed, July 5 and

early September at the Exhibition Hall

Kumamoto Castle: Sat, July 1 – Sun, July 2 and

Sat, July 8 – Sun, July 9 at Castle Keeps' Square and

Sat, July 1 – Sun, July 9 at Ninomaru Rest Station

Kumamoto Shintoshin Plaza: Sat, July 1 – Sun, July 9


Koraimon Gate: Sat, July 8 – Sun, July 9

Exhibition dates and times may vary so please confirm the details with the appropriate facility.

❀ Protect these pure seeds! ❀

Seeds vary in color and size based on their unique variant.

Ryoka-Kai, the Preservation Society of Higo Morning Glory maintains these precious seeds and doesn't sell them.



❀ Higo Asagao Ryoka-Kai ❀

Promoting the Cultivation, Preservation, and Succession of Higo Morning Glory with about 60 members
We welcome those who want to join our society!

< Contact >

Higo Asagao Ryoka-Kai Office in Kumamoto City Museum

Email: hakubutsukan@city.kumamoto.lg.jp

Phone: +81-96-324-3500

Kumamoto City Team Tentomushi

Search

❀ Flower Features ❀

Big center (the pistil)
Single layer of petals
Clear color

Let's see what makes each flower distinct !

❀ Carrying on the Tradition ❀

Strong traditionalists in Kumamoto known as "Higo Mokkos" have carefully preserved the methods of cultivation, formation and appreciation of potted plants, flowerbeds and bonsai.

What a profound craft !

❀ History of Higo Rokka ❀

Beginning in the 1700s, The 6th Hosokawa Lord of the Domain, **Hosokawa Shigekata** (1720-1785) encouraged samurai in Kumamoto Domain to grow to practice self-discipline.

In the 1800s, during the reign of 10th-generation Hosokawa Narimori (1804-1860), the samurai formed groups called 'Hanaren' to establish new varieties of flowers and set rules to grow them.

Taking flowers and seeds out of the group was prohibited!

In 1960, six of these special varieties of flower were selected throughout the seasons for an exhibition that would be held in presence of the Emperor.

These six types of flower have been collectively called 'Higo Rokka' ever since.

❀ Precious Treasures of Kumamoto ❀

The six unique kinds of flowers cultivated by the samurai of the Higo Domain



Higo Iris



Higo Morning Glory



Higo Peony


Higo Rokka

Vol.4, 2023

Morning Glory Season



Higo Chrysanthemum



Higo Camellia



Higo Sasanqua

Let's learn about Higo Rokka !

This leaflet was created by
Meisters of Greening in Kumamoto City
Team てんとうむし (Ladybug)

We support preservation and cultivation of Higo Rokka!

Kumamoto City Team Tentomushi

Search

❀ Higo Rokka Blooming Calendar ❀

Jan	Feb	Mar	Apr	May	Jun	Jul	Aug	Sep	Oct	Nov	Dec
<p>From mid-February to the end of March</p> <p>Higo Camellia ひごつばき</p> <p>Can be found at the Zoological and botanical Gardens, Prefectural Athletic Park, Suizenji Jojuen Garden, Country Park in Kumamoto and Higo Hosokawa Garden in Tokyo</p> <p>* Exhibition at Suizenji Jojuen Garden</p>											
<p>From late April through early May</p> <p>Higo Peony ひごしゃくやく</p> <p>Can be found at the Zoological and Botanical Gardens, Suizenji Jojuen Garden in Kumamoto, Higo Hosokawa Garden in Tokyo and Kyuhoji Ryokuchi Park in Osaka</p> <p>* Exhibition at Suizenji Jojuen Garden, Tsukahara Museum</p>											
<p>From late May through mid-June</p> <p>Higo Iris ひごはなしょうぶ</p> <p>Can be found at Shohinken garden, the Zoological and Botanical Gardens, Suizenji Jojuen Garden in Kumamoto and Higo Hosokawa Garden in Tokyo</p> <p>* Exhibition at Kumamoto Castle, Suizenji Jojuen Garden</p>											
<p>From July to September</p> <p>Higo Morning Glory ひごあさがお</p> <p>* Exhibition at Kumamoto Castle, Suizenji Jojuen Garden, Aspecta, Kumamoto Shintoshin Plaza, Koraimon Gate</p>											
<p>From mid-November through early December</p> <p>Higo Chrysanthemum ひごぎく</p> <p>Can be found at Suizenji Jojuen Garden</p> <p>* Exhibition at Kumamoto Castle, Kumamoto Shintoshin Plaza Former Residence of Hosokawa Gyobu, Suizenji Jojuen Garden, Higo Hosokawa Garden in Tokyo</p>											
<p>From November through December</p> <p>Higo Sasanqua ひござんか</p> <p>Can be found at the Zoological and Botanical Gardens, Suizenji Jojuen Garden, Prefectural Athletic Park in Kumamoto and Higo Hosokawa Garden in Tokyo</p> <p>* Exhibition at Suizenji Jojuen Garden</p>											

❀ Higo Rokka are often used as designs in Kumamoto

← A manhole cover with a Higo Camellia design

